

Central Michigan University

2023 Summer Student Opinion Survey

Course: EDU709-23700-22448351_WEBA: Innovative Uses of Technology
Instructor: Jennifer Parker *
Response Rate: 5/8 (62.50 %)

1 - Please choose the response to each of the following statements that BEST indicates your opinion:																	
The instructor's teaching helped me to learn the course material.																	
Jennifer Parker																	
Response Option		Weight	Frequency	Percent	Percent Responses				Means								
Strongly Agree		(5)	4	80.00%					4.80	4.31	4.47	4.40					
Agree		(4)	1	20.00%													
Neither Agree nor Disagree		(3)	0	0.00%													
Disagree		(2)	0	0.00%													
Strongly Disagree		(1)	0	0.00%													
					0	25	50	100	Question	University Mean		College Mean		Department Mean			
Response Rate	Mean	STD	Median	University Mean	Mean	STD	Median	College Mean	Mean	STD	Median	Department Mean	Mean	STD	Median		
5/8 (62.50%)	4.80	0.45	5.00	4867	4.31	0.99	5.00	859	4.47	0.86	5.00	271	4.40	0.94	5.00		

1 - Please choose the response to each of the following statements that BEST indicates your opinion:																	
The instructor treated students in this course with respect.																	
Jennifer Parker																	
Response Option		Weight	Frequency	Percent	Percent Responses				Means								
Strongly Agree		(5)	4	80.00%					4.80	4.62	4.72	4.75					
Agree		(4)	1	20.00%													
Neither Agree nor Disagree		(3)	0	0.00%													
Disagree		(2)	0	0.00%													
Strongly Disagree		(1)	0	0.00%													
					0	25	50	100	Question	University Mean		College Mean		Department Mean			
Response Rate	Mean	STD	Median	University Mean	Mean	STD	Median	College Mean	Mean	STD	Median	Department Mean	Mean	STD	Median		
5/8 (62.50%)	4.80	0.45	5.00	4860	4.62	0.70	5.00	857	4.72	0.63	5.00	270	4.75	0.59	5.00		

1 - Please choose the response to each of the following statements that BEST indicates your opinion:																	
The instructor was accessible to students during the semester.																	
Jennifer Parker																	
Response Option		Weight	Frequency	Percent	Percent Responses				Means								
Strongly Agree		(5)	3	60.00%					4.60	4.53	4.64	4.66					
Agree		(4)	2	40.00%													
Neither Agree nor Disagree		(3)	0	0.00%													
Disagree		(2)	0	0.00%													
Strongly Disagree		(1)	0	0.00%													
					0	25	50	100	Question	University Mean		College Mean		Department Mean			
Response Rate	Mean	STD	Median	University Mean	Mean	STD	Median	College Mean	Mean	STD	Median	Department Mean	Mean	STD	Median		
5/8 (62.50%)	4.60	0.55	5.00	4854	4.53	0.80	5.00	856	4.64	0.73	5.00	270	4.66	0.71	5.00		

Central Michigan University

2023 Summer Student Opinion Survey

Course: EDU709-23700-22448351_WEBA: Innovative Uses of Technology
Instructor: Jennifer Parker *
Response Rate: 5/8 (62.50%)

1 - Please choose the response to each of the following statements that BEST indicates your opinion:																
The instructor organized this course well.																
Jennifer Parker																
Response Option		Weight	Frequency	Percent	Percent Responses			Means								
Strongly Agree		(5)	4	80.00%				4.80	4.37	4.54	4.57					
Agree		(4)	1	20.00%												
Neither Agree nor Disagree		(3)	0	0.00%												
Disagree		(2)	0	0.00%												
Strongly Disagree		(1)	0	0.00%												
							0	25	50	100	Question	University Mean	College Mean	Department Mean		
Response Rate	Mean	STD	Median	University Mean	Mean	STD	Median	College Mean	Mean	STD	Median	Department Mean	Mean	STD	Median	
5/8 (62.50%)	4.80	0.45	5.00	4856	4.37	0.96	5.00	857	4.54	0.85	5.00	269	4.57	0.84	5.00	

1 - Please choose the response to each of the following statements that BEST indicates your opinion:																
The instructor presented course material well.																
Jennifer Parker																
Response Option		Weight	Frequency	Percent	Percent Responses			Means								
Strongly Agree		(5)	4	80.00%				4.80	4.33	4.50	4.49					
Agree		(4)	1	20.00%												
Neither Agree nor Disagree		(3)	0	0.00%												
Disagree		(2)	0	0.00%												
Strongly Disagree		(1)	0	0.00%												
							0	25	50	100	Question	University Mean	College Mean	Department Mean		
Response Rate	Mean	STD	Median	University Mean	Mean	STD	Median	College Mean	Mean	STD	Median	Department Mean	Mean	STD	Median	
5/8 (62.50%)	4.80	0.45	5.00	4852	4.33	0.98	5.00	855	4.50	0.87	5.00	269	4.49	0.90	5.00	

1 - Please choose the response to each of the following statements that BEST indicates your opinion:																
The instructor seemed well prepared for class.																
Jennifer Parker																
Response Option		Weight	Frequency	Percent	Percent Responses			Means								
Strongly Agree		(5)	4	80.00%				4.80	4.45	4.57	4.57					
Agree		(4)	1	20.00%												
Neither Agree nor Disagree		(3)	0	0.00%												
Disagree		(2)	0	0.00%												
Strongly Disagree		(1)	0	0.00%												
							0	25	50	100	Question	University Mean	College Mean	Department Mean		
Response Rate	Mean	STD	Median	University Mean	Mean	STD	Median	College Mean	Mean	STD	Median	Department Mean	Mean	STD	Median	
5/8 (62.50%)	4.80	0.45	5.00	4834	4.45	0.88	5.00	850	4.57	0.79	5.00	270	4.57	0.81	5.00	

Central Michigan University

2023 Summer Student Opinion Survey

Course: EDU709-23700-22448351_WEBA: Innovative Uses of Technology
Instructor: Jennifer Parker *
Response Rate: 5/8 (62.50 %)

1 - Please choose the response to each of the following statements that BEST indicates your opinion:

The instructor was enthusiastic about the subject.

Jennifer Parker

Response Option				Weight	Frequency	Percent	Percent Responses				Means							
Strongly Agree				(5)	4	100.00%					5.00		4.55		4.63		4.65	
Agree				(4)	0	0.00%												
Neither Agree nor Disagree				(3)	0	0.00%												
Disagree				(2)	0	0.00%												
Strongly Disagree				(1)	0	0.00%												
							0	25	50	100	Question		University Mean		College Mean		Department Mean	
Response Rate	Mean	STD	Median	University Mean	Mean	STD	Median	College Mean	Mean	STD	Median	Department Mean	Mean	STD	Median			
4/8 (50.00%)	5.00	0.00	5.00	4793	4.55	0.76	5.00	838	4.63	0.69	5.00	265	4.65	0.70	5.00			

2 - Please choose the response that BEST indicates your opinion:

Please rate the overall effectiveness of your instructor.

Jennifer Parker

Response Option				Weight	Frequency	Percent	Percent Responses				Means							
Very Good				(5)	4	80.00%					4.80		4.44		4.60		4.59	
Good				(4)	1	20.00%												
Adequate				(3)	0	0.00%												
Poor				(2)	0	0.00%												
Very Poor				(1)	0	0.00%												
							0	25	50	100	Question		University Mean		College Mean		Department Mean	
Response Rate	Mean	STD	Median	University Mean	Mean	STD	Median	College Mean	Mean	STD	Median	Department Mean	Mean	STD	Median			
5/8 (62.50%)	4.80	0.45	5.00	4838	4.44	0.90	5.00	851	4.60	0.78	5.00	270	4.59	0.84	5.00			

3 - What are some specific things your instructor does that help you learn in this course?

Jennifer Parker

Response Rate 4/8 (50%)

- She was very accessible via email and reached out to me when there were issues and helped them get resolved with no penalty to my grade.
- The course was well organized and provided samples of completed project from prior students which were very helpful. She provided feedback on assignments and was also very good about answering emails quickly.
- Although it is an asynchronous course, Dr. Parker held a live session to go over the requirements of the main deliverables in the course and to answer questions. The session was very helpful.
- ..

4 - What are some specific things your instructor does that hinder or interfere with your learning?

Jennifer Parker

Response Rate 3/8 (37.5%)

- Nothing hindered or interfered with learning.
- None come to mind.
- ..

5 - Please give your instructor some practical suggestions on ways to improve your learning in this course.



Jennifer Parker


Response Rate 2/8 (25%)


- Continue what you're doing!
- ..

Central Michigan University
2023 Summer Student Opinion Survey

Course: EDU709-23700-22448351_WEBA: Innovative Uses of Technology
Instructor: Jennifer Parker *
Response Rate: 5/8 (62.50 %)

6 - This course is					
Response Option	Weight	Frequency	Percent	Percent Responses	Means
Required	(1)	3	60.00%		
Elective	(2)	2	40.00%		
				0 25 50 100	
Response Rate					
5/8 (62.50%)					

7 - Expected Grade For This Course					
Response Option	Weight	Frequency	Percent	Percent Responses	Means
A	(1)	5	100.00%		
B	(2)	0	0.00%		
C	(3)	0	0.00%		
D	(4)	0	0.00%		
E	(5)	0	0.00%		
CR (Credit)	(6)	0	0.00%		
NC (No Credit)	(7)	0	0.00%		
				0 25 50 100	
Response Rate					
5/8 (62.50%)					

8 - The material presented in this class made me uncomfortable because it challenged my values or beliefs.					
Response Option	Weight	Frequency	Percent	Percent Responses	Means
Strongly Agree	(5)	0	0.00%		
Agree	(4)	0	0.00%		
Neither Agree nor Disagree	(3)	0	0.00%		
Disagree	(2)	0	0.00%		
Strongly Disagree	(1)	5	100.00%		
				0 25 50 100	
Response Rate					
5/8 (62.50%)					

Mean of Means Calculations	Mean	University Mean	College Mean	Department Mean
Mean of Means Calculation	4.80	4.45	4.58	4.59