

# Central Michigan University

## 2021 Summer Student Opinion Survey

**Course:** EDU710-21700-22416973\_WEB-61407: Capstone Prj in Learning Design and Tech  
**Instructor:** Jennifer Parker \*  
**Response Rate:** 10/22 (45.45%)

1 - Please choose the response to each of the following statements that BEST indicates your opinion:																
The instructor's teaching helped me to learn the course material.																
Jennifer Parker																
Response Option		Weight	Frequency	Percent	Percent Responses				Means							
Strongly Agree		(5)	7	70.00%					4.70		4.24		4.35		4.28	
Agree		(4)	3	30.00%												
Neither Agree nor Disagree		(3)	0	0.00%												
Disagree		(2)	0	0.00%												
Strongly Disagree		(1)	0	0.00%												
					0	25	50	100	Question		University Mean		College Mean		Department Mean	
Response Rate	Mean	STD	Median	University Mean	Mean	STD	Median	College Mean	Mean	STD	Median	Department Mean	Mean	STD	Median	
10/22 (45.45%)	4.70	0.48	5.00	6142	4.24	1.00	5.00	1704	4.35	0.92	5.00	633	4.28	0.94	5.00	

1 - Please choose the response to each of the following statements that BEST indicates your opinion:																
The instructor treated students in this course with respect.																
Jennifer Parker																
Response Option		Weight	Frequency	Percent	Percent Responses				Means							
Strongly Agree		(5)	7	70.00%					4.70		4.60		4.70		4.71	
Agree		(4)	3	30.00%												
Neither Agree nor Disagree		(3)	0	0.00%												
Disagree		(2)	0	0.00%												
Strongly Disagree		(1)	0	0.00%												
					0	25	50	100	Question		University Mean		College Mean		Department Mean	
Response Rate	Mean	STD	Median	University Mean	Mean	STD	Median	College Mean	Mean	STD	Median	Department Mean	Mean	STD	Median	
10/22 (45.45%)	4.70	0.48	5.00	6137	4.60	0.72	5.00	1706	4.70	0.62	5.00	630	4.71	0.59	5.00	

1 - Please choose the response to each of the following statements that BEST indicates your opinion:																
The instructor was accessible to students during the semester.																
Jennifer Parker																
Response Option		Weight	Frequency	Percent	Percent Responses				Means							
Strongly Agree		(5)	9	90.00%					4.90		4.49		4.61		4.63	
Agree		(4)	1	10.00%												
Neither Agree nor Disagree		(3)	0	0.00%												
Disagree		(2)	0	0.00%												
Strongly Disagree		(1)	0	0.00%												
					0	25	50	100	Question		University Mean		College Mean		Department Mean	
Response Rate	Mean	STD	Median	University Mean	Mean	STD	Median	College Mean	Mean	STD	Median	Department Mean	Mean	STD	Median	
10/22 (45.45%)	4.90	0.32	5.00	6130	4.49	0.83	5.00	1703	4.61	0.75	5.00	630	4.63	0.74	5.00	

# Central Michigan University

## 2021 Summer Student Opinion Survey

**Course:** EDU710-21700-22416973\_WEB-61407: Capstone Prj in Learning Design and Tech  
**Instructor:** Jennifer Parker \*  
**Response Rate:** 10/22 (45.45%)

1 - Please choose the response to each of the following statements that BEST indicates your opinion:																
The instructor organized this course well.																
Jennifer Parker																
Response Option		Weight	Frequency	Percent	Percent Responses			Means								
Strongly Agree		(5)	7	70.00%				4.50	4.34	4.43	4.34					
Agree		(4)	1	10.00%												
Neither Agree nor Disagree		(3)	2	20.00%												
Disagree		(2)	0	0.00%												
Strongly Disagree		(1)	0	0.00%												
							0	25	50	100	Question	University Mean	College Mean	Department Mean		
Response Rate	Mean	STD	Median	University Mean	Mean	STD	Median	College Mean	Mean	STD	Median	Department Mean	Mean	STD	Median	
10/22 (45.45%)	4.50	0.85	5.00	6133	4.34	0.97	5.00	1700	4.43	0.92	5.00	631	4.34	0.98	5.00	

1 - Please choose the response to each of the following statements that BEST indicates your opinion:																
The instructor presented course material well.																
Jennifer Parker																
Response Option		Weight	Frequency	Percent	Percent Responses			Means								
Strongly Agree		(5)	7	70.00%				4.60	4.27	4.38	4.30					
Agree		(4)	2	20.00%												
Neither Agree nor Disagree		(3)	1	10.00%												
Disagree		(2)	0	0.00%												
Strongly Disagree		(1)	0	0.00%												
							0	25	50	100	Question	University Mean	College Mean	Department Mean		
Response Rate	Mean	STD	Median	University Mean	Mean	STD	Median	College Mean	Mean	STD	Median	Department Mean	Mean	STD	Median	
10/22 (45.45%)	4.60	0.70	5.00	6117	4.27	1.01	5.00	1700	4.38	0.94	5.00	630	4.30	0.98	5.00	

1 - Please choose the response to each of the following statements that BEST indicates your opinion:																
The instructor seemed well prepared for class.																
Jennifer Parker																
Response Option		Weight	Frequency	Percent	Percent Responses			Means								
Strongly Agree		(5)	8	80.00%				4.80	4.42	4.54	4.51					
Agree		(4)	2	20.00%												
Neither Agree nor Disagree		(3)	0	0.00%												
Disagree		(2)	0	0.00%												
Strongly Disagree		(1)	0	0.00%												
							0	25	50	100	Question	University Mean	College Mean	Department Mean		
Response Rate	Mean	STD	Median	University Mean	Mean	STD	Median	College Mean	Mean	STD	Median	Department Mean	Mean	STD	Median	
10/22 (45.45%)	4.80	0.42	5.00	6113	4.42	0.88	5.00	1693	4.54	0.79	5.00	625	4.51	0.78	5.00	

# Central Michigan University

## 2021 Summer Student Opinion Survey

**Course:** EDU710-21700-22416973\_WEB-61407: Capstone Prj in Learning Design and Tech  
**Instructor:** Jennifer Parker \*  
**Response Rate:** 10/22 (45.45%)

### 1 - Please choose the response to each of the following statements that BEST indicates your opinion:

The instructor was enthusiastic about the subject.

Jennifer Parker

Response Option	Weight	Frequency	Percent	Percent Responses	Means										
Strongly Agree	(5)	8	80.00%		4.80	4.51	4.63	4.63							
Agree	(4)	2	20.00%												
Neither Agree nor Disagree	(3)	0	0.00%												
Disagree	(2)	0	0.00%												
Strongly Disagree	(1)	0	0.00%												
					0	25	50	100							
					Question	University Mean	College Mean	Department Mean							
Response Rate	Mean	STD	Median	University Mean	Mean	STD	Median	College Mean	Mean	STD	Median	Department Mean	Mean	STD	Median
10/22 (45.45%)	4.80	0.42	5.00	6062	4.51	0.80	5.00	1681	4.63	0.71	5.00	624	4.63	0.67	5.00

### 2 - Please choose the response that BEST indicates your opinion:

Please rate the overall effectiveness of your instructor.

Jennifer Parker

Response Option	Weight	Frequency	Percent	Percent Responses	Means										
Very Good	(5)	8	80.00%		4.80	4.39	4.51	4.48							
Good	(4)	2	20.00%												
Adequate	(3)	0	0.00%												
Poor	(2)	0	0.00%												
Very Poor	(1)	0	0.00%												
					0	25	50	100							
					Question	University Mean	College Mean	Department Mean							
Response Rate	Mean	STD	Median	University Mean	Mean	STD	Median	College Mean	Mean	STD	Median	Department Mean	Mean	STD	Median
10/22 (45.45%)	4.80	0.42	5.00	6113	4.39	0.92	5.00	1696	4.51	0.85	5.00	627	4.48	0.86	5.00

### 3 - What are some specific things your instructor does that help you learn in this course?

Jennifer Parker

**Response Rate** 6/22 (27.27%)

- Dr. Parker is always accessible and willing to provide concrete suggestions to move my learning forward.
- She's always willing to answer questions thoroughly and responds with good feedback. She responds in a timely manner and seemed willing to help and answer any questions students had.
- Dr. Parker is incredibly clear and well prepared for her courses. She is an expert and the way she discusses ideas with a student or the class as a whole makes that very obvious in the best way. She is organized and always makes her expectations clear and outlined both in class zoom and on Blackboard. I have loved every class I've taken with her and I always feel that I leave having worked hard but learned a lot.
- Overall excellence
- Dr Parker was one of my favorite professors in the MALDT program. Her feedback and enthusiasm really helped my confidence in my work.
- - Availability - Thoughtful, in-depth feedback - Quality communication (both individually and with the class as a whole) - Regularly scheduled whole-class meetings - Overall, very helpful and in tune with student needs - Excellent instructor and course

### 4 - What are some specific things your instructor does that hinder or interfere with your learning?

Jennifer Parker

**Response Rate** 5/22 (22.73%)

- Nothing that I can think of.
- I wish that this whole course was a little more transparent about what was happening and to be honest, with how chaotic the world is right now, I think at times the directions were kind of ambiguous and too long-winded at points. I would've appreciated some more succinct directions that were straight-forward about what was required for this capstone project. I also really wish we didn't have to complete the capstone project while doing multiple projects for EDU 709. I had no idea that this was the plan until I found out I was supposed to be in EDU 710 at the same time. I received no emails or updates about that, which was frustrating. I assumed it was just an error, but it still created extra stress in an already stressful time for everyone involved.
- Nothing.
- Nothing
- - Not applicable

# Central Michigan University

## 2021 Summer Student Opinion Survey

**Course:** EDU710-21700-22416973\_WEB-61407: Capstone Prj in Learning Design and Tech  
**Instructor:** Jennifer Parker \*  
**Response Rate:** 10/22 (45.45%)


### 5 - Please give your instructor some practical suggestions on ways to improve your learning in this course.

Jennifer Parker



**Response Rate** 6/22 (27.27%)

- This course should be taken alone and not while in 708 and 709.
- Just be more clear with what is needed with this massive project. Provide some video directions that aren't hour-long class sessions or make sure the directions and rubrics are abundantly clear about what is expected.
- I do not think this was related to Dr. Parker, but please never pair capstone along side 709 again. The last 2 modules/projects in 709 were heavy and aligned with the last 4 weeks before our capstone was due. That was too much for my brain!
- Nothing
- Please, if at all possible, never pair the capstone course with another course again. It was way too overwhelming.
- - Not applicable; This course, as well as the MALDT program as a whole, was very well-designed and worthwhile.





### 6 - This course is

Response Option	Weight	Frequency	Percent	Percent Responses	Means
Required	(1)	10	100.00%		
Elective	(2)	0	0.00%		
				0 25 50 100	
<b>Response Rate</b>					
10/22 (45.45%)					

### 7 - Expected Grade For This Course

Response Option	Weight	Frequency	Percent	Percent Responses	Means
A	(1)	9	90.00%		
B	(2)	1	10.00%		
C	(3)	0	0.00%		
D	(4)	0	0.00%		
E	(5)	0	0.00%		
CR (Credit)	(6)	0	0.00%		
NC (No Credit)	(7)	0	0.00%		
				0 25 50 100	
<b>Response Rate</b>					
10/22 (45.45%)					

### 8 - The material presented in this class made me uncomfortable because it challenged my values or beliefs.

Response Option	Weight	Frequency	Percent	Percent Responses	Means
Strongly Agree	(5)	2	20.00%		
Agree	(4)	1	10.00%		
Neither Agree nor Disagree	(3)	4	40.00%		
Disagree	(2)	0	0.00%		
Strongly Disagree	(1)	3	30.00%		
				0 25 50 100	
<b>Response Rate</b>					
10/22 (45.45%)					